

Scaled data based on original data using
LM-79-08 Approved Method: Electrical and Photometric Measurements of Solid-
State Lighting Products

Test Report Prepared for
Cooper Lighting Solutions
(formerly Eaton)

Brand: INVUE

Report Number: P141273

Luminaire Tested: **EMM-F02-LED-E1-SL4-8030**

Issue Date: 03/03/2020

Test Information

Test Method: LM-79-08
Report Number: P141273
REPORT IS SCALED FROM IESNA LM-79-08 TEST DATA (P33692)
Test Lab: INNOVATION CENTER-P3
Issue Date: 03/03/2020
Manufacturer: COOPER LIGHTING SOLUTIONS (FORMERLY EATON)
Product Line: INVUE
Catalog Number: EMM-F02-LED-E1-SL4-8030
Description: EPIC MODERN MEDIUM DECORATIVE LED LUMINAIRE
(2) LIGHTBARS WITH AccuLED OPTICS - TYPE 4 W/ SPILL LIGHT CONTROL
Light Source: (14) 3000K CCT, 80 CRI LEDs
Ballast/Driver: -

Summary

Lumens per Lamp: N/A
Luminaire Lumens: 3934.4 lumens
Efficiency: N/A
Efficacy: 71.5 lumens/watt
Luminous Opening: Rectangular (W 0.33' x L: 1' x H: 0')
IES Classification: Type IV - Short - Semi-Cutoff
BUG Rating: B1 - U0 - G1

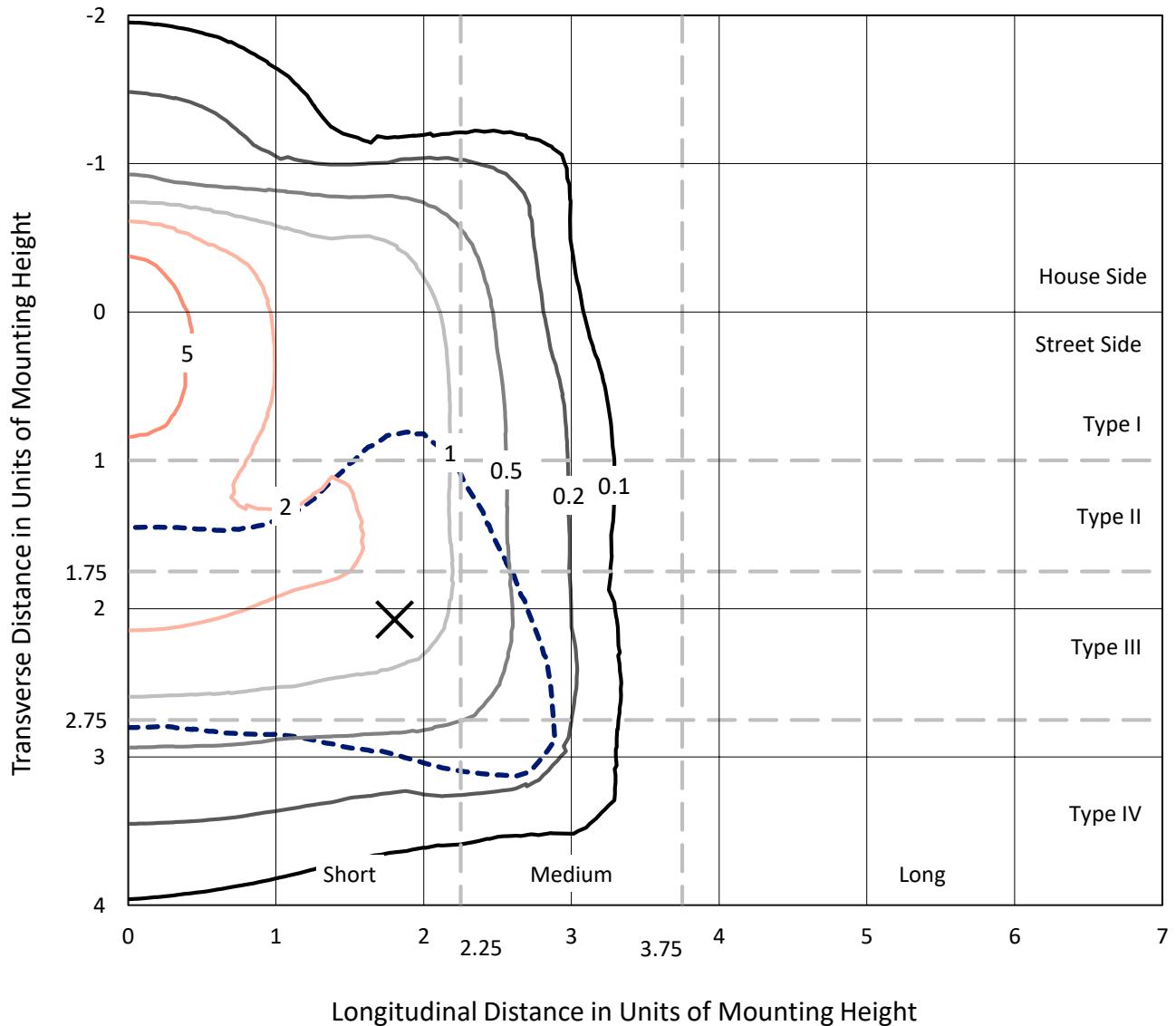
Input Watts (W): 55
Input Voltage (V): NR
Input Current (Ain): NR
Voltage Rise (V): NR
Power Factor: NR
Total Harmonic Distortion (THDi): NR
Frequency (hertz): 60
Stabilization Time: NR
Operation Time: NR
Ambient Temperature (°C): NR
Test Distance: 25 FT



REPORT NUMBER: P141273
 CATALOG NUMBER: EMM-F02-LED-E1-SL4-8030

Iso-Footcandle Lines of Horizontal Illumination

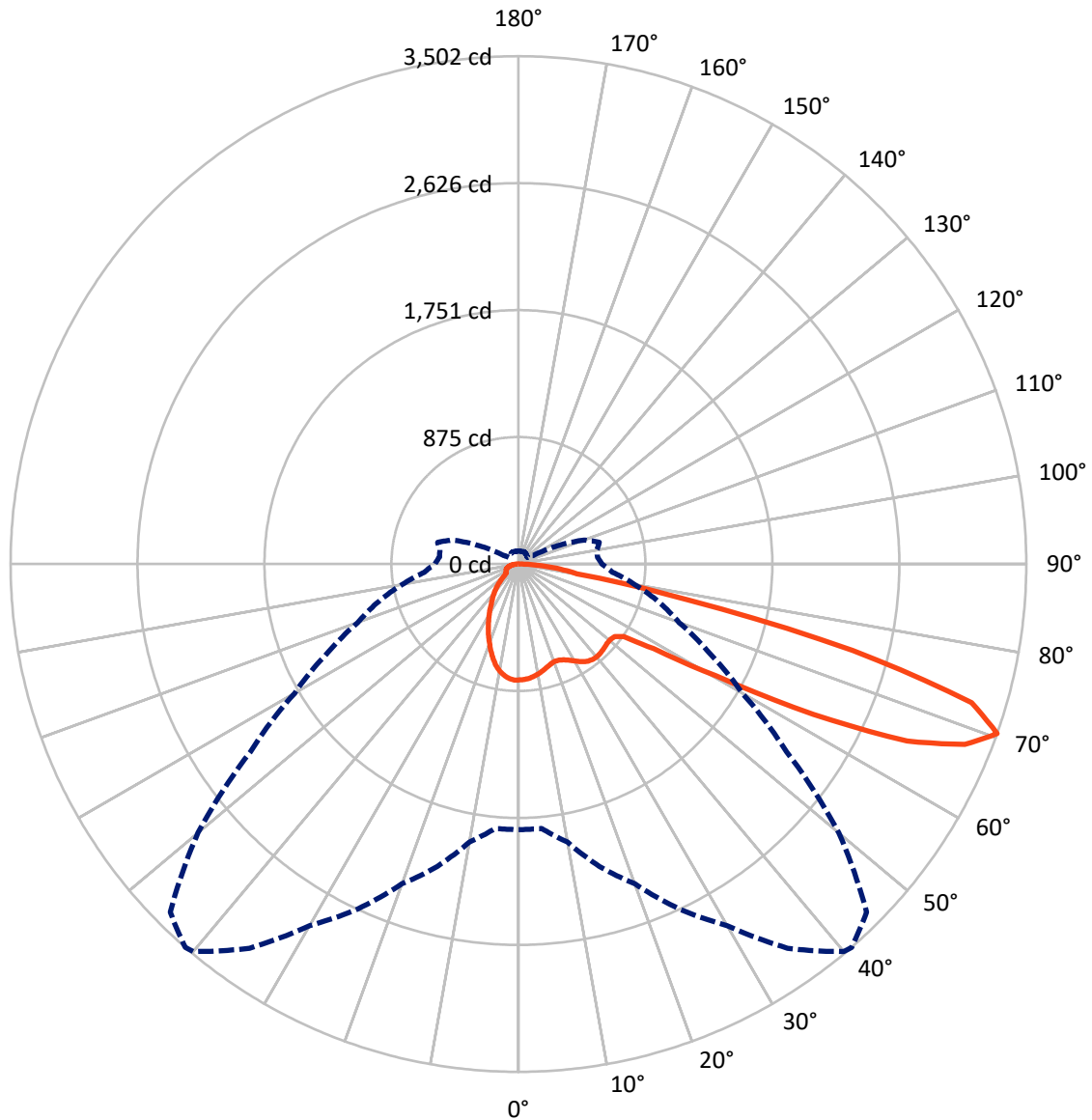
✕ Max cd
 - - - 1/2 Max cd



Based on 10 foot mounting height. Maximum calculated value = 8 fc
 Type IV - Short - Semi-Cutoff

REPORT NUMBER: P141273
CATALOG NUMBER: EMM-F02-LED-E1-SL4-8030

Luminous Intensity Polar Plot



— Vertical Plane Through 41-Deg Lateral - - - Horizontal Cone Through 70-Deg Vertical

REPORT NUMBER: P141273

CATALOG NUMBER: EMM-F02-LED-E1-SL4-8030

FLUX DISTRIBUTION:

		Downward	Upward	Total
House Side	Lumens	844.1	0.0	844.1
	% Fixture	21.5	0.0	21.5
Street Side	Lumens	3090.3	0.0	3090.3
	% Fixture	78.5	0.0	78.5
Total	Lumens	3934.4	0.0	3934.4
	% Fixture	100.0	0.0	100.0

Coefficient of Utilization

ZONAL LUMENS:

Zone	Lumens	% Fixture
0°-10°	74.4	1.9
10°-20°	199.4	5.1
20°-30°	288.3	7.3
30°-40°	366.9	9.3
40°-50°	432.4	11.0
50°-60°	661.5	16.8
60°-70°	1229.6	31.3
70°-80°	593.4	15.1
80°-90°	88.6	2.3
90°-100°	0.0	0.0
100°-110°	0.0	0.0
110°-120°	0.0	0.0
120°-130°	0.0	0.0
130°-140°	0.0	0.0
140°-150°	0.0	0.0
150°-160°	0.0	0.0
160°-170°	0.0	0.0
170°-180°	0.0	0.0
0°-90°	3934.4	100.0
0°-180°	3934.4	100.0



REPORT NUMBER: P141273

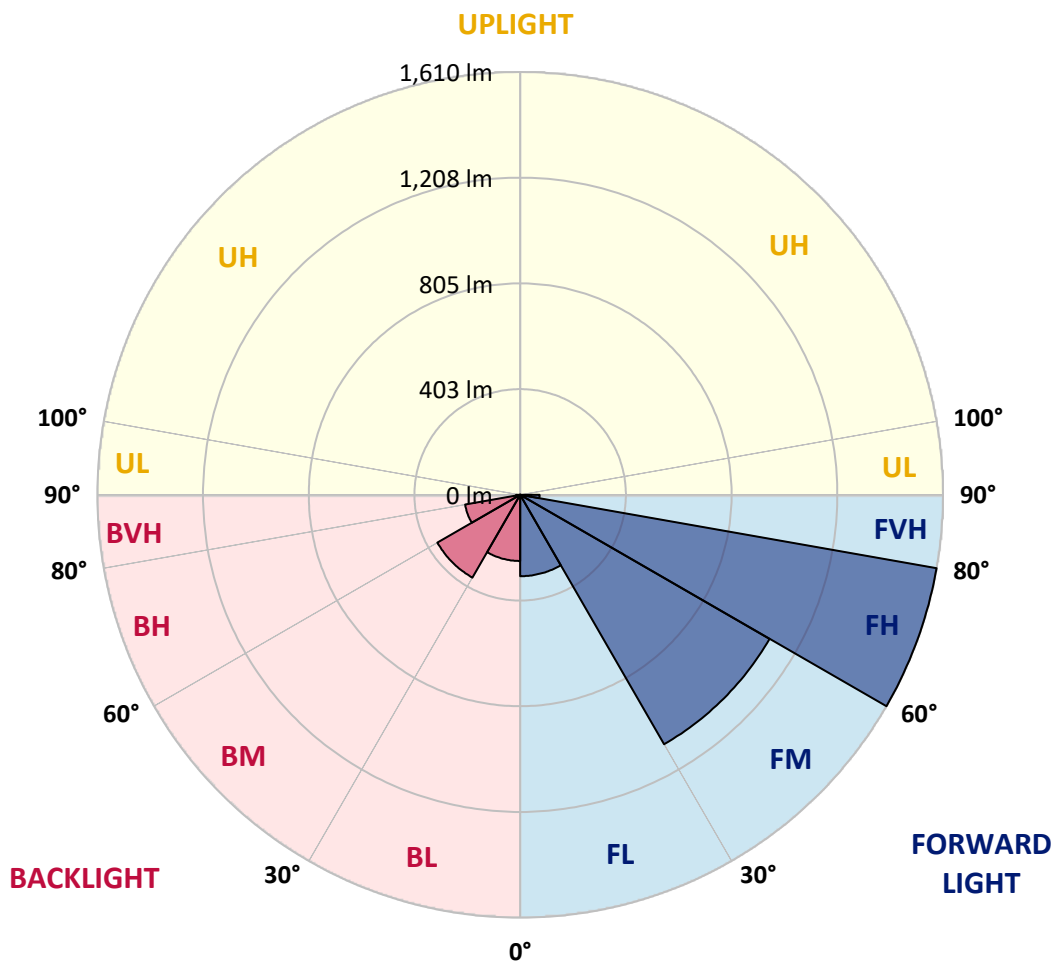
CATALOG NUMBER: EMM-F02-LED-E1-SL4-8030

LUMINAIRE CLASSIFICATION SYSTEM LUMEN TABLE AND BUG RATING:

Zone	Lumens	% Fixture	Zone Rating/Lumen Limit		
			B	U	G
FL (0°-30°)	309.9	7.9			
FM (30°-60°)	1096.6	27.9			
FH (60°-80°)	1610.1	40.9			G1/1800
FVH (80°-90°)	73.7	1.9			G1/100
BL (0°-30°)	252.1	6.4	B1/500		
BM (30°-60°)	364.2	9.3	B1/1000		
BH (60°-80°)	212.9	5.4	B1/500		G1/500
BVH (80°-90°)	15.0	0.4			G1/100
UL (90°-100°)	0.0	0.0		U0/0	
UH (100°-180°)	0.0	0.0		U0/0	

BUG Rating: B1-U0-G1

Type IV Short





REPORT NUMBER: P141273

CATALOG NUMBER: EMM-F02-LED-E1-SL4-8030

CANDELA DISTRIBUTION (FULL):

	0°	5°	10°	15°	20°	25°	30°	35°	40°	41°	45°
0°	799.4	799.4	799.4	799.4	799.4	799.4	799.4	799.4	799.4	799.4	799.4
2.5°	799.4	800.3	799.9	798.9	798.0	798.5	798.0	797.5	797.5	797.1	796.6
5°	795.7	797.5	796.1	795.2	793.8	793.8	793.3	792.4	791.5	791.0	790.1
7.5°	787.8	789.6	788.7	787.8	786.4	785.5	783.6	782.7	781.7	781.3	779.9
10°	777.1	778.0	777.1	775.2	774.3	773.8	772.9	771.1	769.2	768.3	766.9
12.5°	763.2	763.6	762.7	761.8	760.4	760.4	759.0	757.6	754.8	753.9	750.6
15°	751.1	749.7	748.8	748.3	747.8	745.5	746.0	743.6	739.0	737.6	733.9
17.5°	747.8	746.4	746.0	744.6	743.6	740.9	738.1	733.4	725.5	724.1	718.6
20°	757.1	757.1	755.7	754.8	753.4	748.3	742.3	733.4	719.0	715.8	708.8
22.5°	779.4	777.1	776.2	776.2	775.7	768.3	757.1	743.2	724.1	720.0	707.9
25°	814.3	810.1	811.5	811.0	810.1	799.4	783.1	763.2	737.1	731.6	715.8
27.5°	855.6	856.5	856.1	854.2	851.4	839.8	816.6	789.6	757.1	751.5	731.1
30°	898.8	899.7	902.5	901.1	899.3	881.6	852.8	823.5	784.1	776.6	751.5
32.5°	949.0	952.2	954.5	955.0	947.6	923.4	889.5	852.3	810.5	803.1	772.0
35°	1007.0	1005.2	1009.3	1007.5	994.5	961.5	919.7	875.6	832.8	823.1	789.6
37.5°	1065.5	1067.9	1063.7	1055.8	1035.3	992.2	940.6	890.9	843.5	834.2	799.4
40°	1122.2	1120.8	1111.1	1097.6	1066.9	1011.7	952.2	897.9	847.2	837.5	801.7
42.5°	1164.5	1160.8	1145.9	1124.1	1084.6	1020.9	955.5	897.9	844.9	834.7	798.5
45°	1183.1	1179.3	1164.9	1137.1	1090.2	1019.1	949.9	890.0	837.0	828.2	792.0
47.5°	1183.1	1181.7	1165.9	1138.9	1088.8	1014.0	941.5	880.2	829.1	820.3	786.4
50°	1173.8	1172.8	1158.9	1132.4	1084.1	1011.2	939.2	878.4	828.7	819.8	788.7
52.5°	1204.9	1198.8	1184.5	1153.8	1101.3	1022.8	950.8	887.6	839.8	831.0	798.9
55°	1583.4	1578.3	1505.4	1377.2	1243.0	1120.4	1015.4	942.9	894.6	881.1	857.9
57.5°	2195.6	2188.2	2113.4	1996.8	1766.0	1503.6	1297.8	1177.0	1109.2	1099.4	1085.5
60°	2444.1	2441.4	2409.8	2362.4	2275.1	2139.4	1948.1	1747.4	1591.3	1566.3	1568.1
62.5°	2586.7	2579.8	2564.5	2552.8	2523.1	2467.8	2432.1	2375.9	2300.2	2283.0	2174.3
65°	2666.6	2665.7	2674.1	2683.8	2682.0	2698.7	2716.8	2824.1	2950.0	2944.4	2829.7
67.5°	2547.7	2555.6	2599.3	2666.2	2736.3	2810.6	2949.0	3164.1	3319.7	3319.7	3218.9
70°	1831.5	1830.1	1946.2	2158.0	2346.6	2624.4	2879.4	3233.8	3488.3	3501.8	3395.0
72.5°	1097.6	1123.1	1194.7	1290.8	1451.1	1787.4	2261.6	2898.4	3253.8	3268.2	3140.4
75°	771.1	752.0	749.2	754.8	782.2	864.9	1125.9	1779.0	2358.7	2381.0	2257.4
77.5°	493.3	489.1	491.0	497.0	498.4	506.3	518.8	609.9	1093.4	1200.2	1194.7
80°	425.5	424.1	424.5	417.6	404.1	399.0	414.8	402.2	390.6	406.9	384.6
82.5°	285.2	290.3	298.7	309.8	336.8	346.0	340.9	338.6	301.9	293.6	260.6
85°	211.3	208.6	211.8	211.8	204.8	197.9	203.0	197.9	175.1	164.0	144.9
87.5°	114.3	114.7	124.0	127.7	127.3	108.7	89.6	77.6	70.1	65.0	54.8
90°	0.0	0.0	0.0	0.0	0.0	0.0	0.0	0.0	0.0	0.0	0.0



REPORT NUMBER: P141273

CATALOG NUMBER: EMM-F02-LED-E1-SL4-8030

CANDELA DISTRIBUTION (continued):

	50°	55°	60°	65°	70°	75°	80°	85°	90°	95°	100°
0°	799.4	799.4	799.4	799.4	799.4	799.4	799.4	799.4	799.4	799.4	799.4
2.5°	797.1	795.7	796.1	796.1	795.7	796.6	795.2	794.7	795.2	795.2	795.2
5°	789.2	787.3	787.3	786.8	785.9	785.9	784.1	783.6	782.7	784.1	783.1
7.5°	778.0	775.2	772.9	771.1	770.1	768.7	766.4	765.5	764.6	764.1	763.2
10°	764.6	761.3	756.7	752.9	751.1	747.4	744.6	740.9	740.9	739.0	737.1
12.5°	748.3	743.6	739.0	733.9	730.6	725.5	720.9	716.7	713.5	709.3	706.5
15°	732.0	725.1	720.0	714.9	708.8	701.8	696.3	689.8	683.7	677.2	675.4
17.5°	714.4	708.8	704.2	698.1	691.6	683.3	675.8	665.2	657.7	649.8	643.8
20°	702.8	696.3	691.2	685.6	678.6	668.9	659.1	647.0	635.9	624.3	615.4
22.5°	696.7	686.1	681.4	676.3	669.3	658.6	647.5	632.6	618.7	603.4	589.4
25°	699.1	684.7	675.4	669.8	663.8	653.1	638.7	622.0	606.2	586.7	570.9
27.5°	709.3	689.8	675.4	666.1	659.6	648.4	633.6	614.5	595.5	575.0	556.0
30°	722.7	698.1	679.5	666.1	656.3	644.2	628.0	607.6	586.7	563.9	542.1
32.5°	738.1	707.9	685.6	667.0	651.2	635.9	619.2	597.8	576.0	551.8	530.4
35°	750.2	715.3	689.8	665.2	644.2	625.2	605.7	585.7	563.9	541.1	518.4
37.5°	757.1	720.0	689.8	658.6	633.1	613.1	592.7	573.2	552.3	530.0	510.0
40°	759.9	721.8	687.0	651.2	621.5	598.7	579.7	559.7	541.1	521.6	504.0
42.5°	758.5	720.4	683.3	644.2	612.2	587.6	566.7	548.1	532.8	516.5	501.6
45°	752.9	715.8	679.5	641.0	608.9	583.9	562.5	544.8	530.4	515.6	504.0
47.5°	748.3	713.9	681.9	648.9	618.2	592.7	569.5	550.0	537.9	526.3	518.8
50°	752.0	719.0	687.0	655.9	626.1	600.1	576.4	558.3	551.4	549.5	547.2
52.5°	762.2	729.7	702.8	680.9	667.5	657.7	633.6	629.4	623.3	620.1	612.2
55°	828.7	815.2	839.3	865.8	870.5	899.7	911.3	912.3	902.0	865.8	781.3
57.5°	1099.0	1132.4	1142.6	1204.0	1220.7	1207.7	1190.0	1189.1	1157.5	1109.7	986.6
60°	1582.1	1564.4	1542.6	1502.6	1465.0	1424.6	1368.9	1326.1	1285.7	1212.3	1082.7
62.5°	2087.4	1933.7	1821.7	1707.0	1614.1	1532.8	1452.0	1383.3	1317.8	1216.0	1077.2
65°	2525.9	2212.8	1985.7	1813.4	1669.4	1550.5	1443.2	1349.3	1266.7	1139.4	998.7
67.5°	2811.1	2361.0	2021.5	1764.1	1560.7	1409.3	1251.3	1103.2	1021.9	919.2	847.7
70°	2884.0	2256.5	1782.7	1452.9	1178.9	998.2	811.9	650.3	575.5	546.7	549.0
72.5°	2601.6	1783.6	1263.9	924.3	723.7	573.6	466.3	358.6	280.1	235.0	229.5
75°	1699.6	992.6	600.1	418.0	332.6	264.8	208.6	175.6	151.4	122.2	102.2
77.5°	642.4	378.1	269.4	219.7	162.6	113.3	88.3	74.3	68.3	66.4	59.9
80°	329.3	262.4	187.7	123.6	86.4	69.2	58.1	49.2	45.5	43.7	44.6
82.5°	222.0	165.4	103.6	74.3	59.9	51.6	40.9	34.4	30.7	30.2	32.5
85°	123.6	82.7	60.4	50.2	44.1	38.6	31.1	25.5	23.7	25.1	29.3
87.5°	38.6	38.1	27.4	22.3	23.2	20.0	14.9	11.1	11.1	14.4	20.4
90°	0.0	0.0	0.0	0.0	0.0	0.0	0.0	0.0	0.0	0.0	0.0

REPORT NUMBER: P141273

CATALOG NUMBER: EMM-F02-LED-E1-SL4-8030

CANDELA DISTRIBUTION (continued):

	105°	110°	115°	120°	125°	130°	135°	140°	145°	150°	155°
0°	799.4	799.4	799.4	799.4	799.4	799.4	799.4	799.4	799.4	799.4	799.4
2.5°	795.2	796.1	798.0	796.6	797.1	797.5	798.9	800.8	799.4	798.5	801.2
5°	784.1	784.1	786.4	785.5	787.3	789.2	790.1	793.3	792.4	791.5	795.2
7.5°	763.6	764.1	767.3	766.4	770.1	770.6	774.3	777.1	777.1	779.0	782.2
10°	737.6	737.6	740.4	740.9	743.2	745.0	749.2	754.3	755.3	758.5	763.2
12.5°	708.3	707.4	709.7	709.7	711.6	713.9	718.6	724.6	725.5	730.6	736.7
15°	672.1	670.7	669.8	670.7	671.7	672.1	679.1	685.1	688.8	694.4	700.5
17.5°	637.3	632.2	629.8	629.8	630.3	630.3	633.1	640.1	645.2	654.0	662.8
20°	606.2	597.3	594.1	586.7	585.3	582.0	584.3	592.2	601.5	608.5	615.4
22.5°	576.9	567.6	558.3	549.5	542.5	538.3	542.5	547.6	550.9	556.5	558.3
25°	554.6	539.3	526.3	512.3	504.9	501.2	500.7	500.3	497.5	496.5	496.5
27.5°	537.0	518.8	499.3	484.0	473.8	466.8	458.9	453.3	446.4	437.1	432.4
30°	522.1	502.6	481.2	463.1	450.1	436.6	420.4	407.8	395.3	384.1	374.4
32.5°	508.6	488.6	467.7	448.7	426.4	403.2	382.7	367.9	346.0	331.2	318.6
35°	498.4	478.4	458.9	433.8	403.2	373.5	347.0	325.1	302.8	283.3	266.6
37.5°	491.0	474.2	453.3	419.4	380.9	345.1	317.2	291.2	264.8	238.3	217.4
40°	488.6	474.2	447.8	403.6	359.5	321.0	288.9	256.9	227.6	199.3	177.9
42.5°	490.0	474.7	438.9	389.7	341.9	300.1	263.8	226.7	191.8	161.6	140.3
45°	495.1	474.7	429.7	374.4	325.6	281.0	237.8	193.7	153.3	129.1	119.8
47.5°	510.5	478.0	422.2	363.2	311.2	260.1	208.6	158.4	124.0	113.8	113.8
50°	534.2	487.7	421.3	354.9	295.0	236.0	172.3	124.9	109.6	109.2	111.9
52.5°	574.6	504.9	425.9	349.3	277.8	203.4	134.2	107.8	104.5	107.3	111.5
55°	653.1	535.1	432.4	339.1	249.0	159.3	110.1	102.2	103.6	106.8	110.5
57.5°	796.6	595.9	439.4	317.2	201.6	120.8	99.9	100.3	102.7	105.9	109.2
60°	895.5	671.2	453.3	280.6	150.0	99.9	95.7	99.4	102.2	104.5	107.3
62.5°	903.9	698.6	463.6	239.2	111.5	91.0	92.0	97.5	101.3	102.2	103.6
65°	853.7	663.3	434.3	197.4	92.4	86.4	89.6	94.8	98.5	98.9	100.3
67.5°	744.1	589.4	370.7	150.0	84.5	83.1	86.9	90.1	92.9	95.2	97.1
70°	576.4	481.2	298.2	116.6	78.5	78.0	81.3	85.0	87.8	90.1	92.9
72.5°	303.8	341.9	222.0	93.4	72.0	72.5	75.7	79.0	80.8	83.1	85.9
75°	94.3	144.9	137.0	74.8	64.1	66.0	67.8	70.6	73.9	75.2	76.6
77.5°	55.7	59.0	71.5	58.5	55.7	57.1	59.5	61.8	64.1	66.0	67.4
80°	45.1	46.0	46.4	46.4	46.4	48.3	50.2	53.4	55.3	56.2	56.7
82.5°	35.3	37.6	38.1	37.2	38.6	40.4	41.3	43.2	43.7	44.6	45.5
85°	29.3	28.8	29.7	30.2	28.3	28.3	27.4	27.4	29.3	32.5	33.0
87.5°	22.8	20.0	16.3	15.3	14.4	13.5	12.5	12.5	13.0	14.9	16.3
90°	0.0	0.0	0.0	0.0	0.0	0.0	0.0	0.0	0.0	0.0	0.0



REPORT NUMBER: P141273

CATALOG NUMBER: EMM-F02-LED-E1-SL4-8030

CANDELA DISTRIBUTION (continued):

	160°	165°	170°	175°	180°
0°	799.4	799.4	799.4	799.4	799.4
2.5°	801.2	800.8	801.7	803.1	802.2
5°	795.7	795.7	797.5	798.9	798.0
7.5°	784.5	785.0	787.8	789.6	788.7
10°	766.9	767.8	771.1	773.8	775.2
12.5°	740.4	743.6	747.8	750.6	750.6
15°	707.0	712.1	716.7	720.9	718.6
17.5°	668.9	674.9	680.9	683.3	680.9
20°	622.9	623.3	627.1	629.4	628.5
22.5°	560.2	558.3	560.2	561.1	562.5
25°	496.1	492.8	491.0	493.8	495.1
27.5°	430.6	425.9	427.3	424.1	420.4
30°	366.9	362.8	357.7	356.3	358.6
32.5°	310.7	300.1	295.9	288.0	291.2
35°	251.3	240.6	230.4	227.6	225.7
37.5°	202.5	189.5	177.0	172.8	171.9
40°	158.4	147.7	139.3	137.0	136.1
42.5°	128.7	124.0	122.6	122.6	123.1
45°	117.5	118.0	119.4	120.3	120.8
47.5°	115.2	117.1	118.9	120.8	121.2
50°	115.2	116.6	118.0	119.8	120.3
52.5°	114.3	115.7	116.1	117.1	118.0
55°	113.3	113.8	113.8	114.3	115.2
57.5°	111.0	111.5	110.5	111.0	112.9
60°	108.7	109.2	108.2	109.2	109.6
62.5°	105.4	105.4	105.0	105.4	105.9
65°	101.7	100.3	101.3	100.8	101.3
67.5°	97.1	95.2	94.8	94.8	95.2
70°	90.6	89.2	88.7	89.6	90.6
72.5°	82.7	83.6	85.0	86.4	88.7
75°	77.1	78.5	80.4	85.0	88.3
77.5°	69.2	68.7	70.6	75.7	80.4
80°	57.6	58.1	57.6	59.0	59.9
82.5°	44.1	43.7	42.3	42.3	41.3
85°	31.1	29.7	27.9	27.4	26.9
87.5°	15.8	16.7	15.3	13.9	13.9
90°	0.0	0.0	0.0	0.0	0.0

(END OF REPORT)